

ADOPTED COPY

ADOPTED COPY
APPROVED COPY

2016

CARTERET REDEVELOPMENT
AGENCY

(name)

Authority Budget

www.ci.carteret.nj.us
(Authority Web Address)

Department Of



Community
Affairs

Division of Local Government Services

RECEIVED
MAY 21 P. 1:00
DIVISION OF LOCAL GOVERNMENT SERVICES

2016 AUTHORITY BUDGET

Certification Section

2016

CARTERET REDEVELOPMENT AGENCY

(Name)

AUTHORITY BUDGET

FISCAL YEAR: FROM JANUARY 1, 2016 TO DECEMBER 31, 2016

For Division Use Only

CERTIFICATION OF APPROVED BUDGET

It is hereby certified that the approved Budget made a part hereof complies with the requirements of law and the rules and regulations of the Local Finance Board, and approval is given pursuant to N.J.S.A. 40A:5A-11.

*State of New Jersey
Department of Community Affairs
Director of the Division of Local Government Services*

By: Paul D. Cwent, CPA, RMA Date: 6/21/2017

CERTIFICATION OF ADOPTED BUDGET

It is hereby certified that the adopted Budget made a part hereof has been compared with the approved Budget previously certified by the Division, and any amendments made thereto. This adopted Budget is certified with respect to such amendments and comparisons only.

*State of New Jersey
Department of Community Affairs
Director of the Division of Local Government Services*

By: Paul D. Cwent, CPA, RMA Date: 12/5/2017

2016 PREPARER'S CERTIFICATION

CARTERET REDEVELOPMENT AGENCY

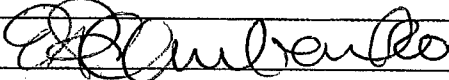
(Name)

AUTHORITY BUDGET

FISCAL YEAR: FROM: JAN. 1, 2016 TO: DEC. 31, 2016

It is hereby certified that the Authority Budget, including both the Annual Budget and the Capital Budget/Program annexed hereto, represents the members of the governing body's resolve with respect to statute in that: all estimates of revenue are reasonable, accurate and correctly stated; all items of appropriation are properly set forth; and in itemization, form and content, the budget will permit the exercise of the comptroller function within the Authority.

It is further certified that all proposed budgeted amounts and totals are correct. Also, I hereby provide reasonable assurance that all assertions contained herein are accurate and all required schedules are completed and attached.

Preparer's Signature:			
Name:	ERIC F.M. CHUBENKO		
Title:	EXECUTIVE DIRECTOR		
Address:	61 COOKE AVENUE CARTERET, NJ 07008		
Phone Number:	732.541.3800	Fax Number:	732.541.8925
E-mail address	carteretredevelopment@gmail.com		

2016 APPROVAL CERTIFICATION

CARTERET REDEVELOPMENT AGENCY

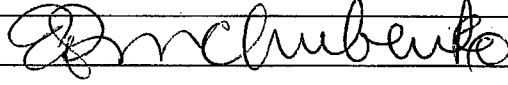
(Name)

AUTHORITY BUDGET

FISCAL YEAR: FROM: JAN. 1, 2016 TO: DEC. 31, 2016

It is hereby certified that the Authority Budget, including all schedules appended hereto, are a true copy of the Annual Budget and Capital Budget/Program approved by resolution by the governing body of the Carteret Redevelopment Agency, at an open public meeting held pursuant to N.J.A.C. 5:31-2.3, on the 5th day of January, 2016.

It is further certified that the recorded vote appearing in the resolution represents not less than a majority of the full membership of the governing body thereof.

Officer's Signature:			
Name:	ERIC F.M. CHUBENKO		
Title:	EXECUTIVE DIRECTOR		
Address:	61 COOKE AVENUE CARTERET, NJ 07008		
Phone Number:	732.541.3800	Fax Number:	732.541.8925
E-mail address	carteretredevelopment@gmail.com		

INTERNET WEBSITE CERTIFICATION

Authority's Web Address: www.ci.carteret.nj.us

All authorities shall maintain either an Internet website or a webpage on the municipality's or county's Internet website. The purpose of the website or webpage shall be to provide increased public access to the authority's operations and activities. N.J.S.A. 40A:5A-17.1 requires the following items to be included on the Authority's website at a minimum for public disclosure. Check the boxes below to certify the Authority's compliance with N.J.S.A. 40A:5A-17.1.

- A description of the Authority's mission and responsibilities
- Commencing with 2013, the budgets for the current fiscal year and immediately preceding two prior years
- The most recent Comprehensive Annual Financial Report (Unaudited) or similar financial information
- Commencing with 2012, the annual audits of the most recent fiscal year and immediately two prior years
- The Authority's rules, regulations and official policy statements deemed relevant by the governing body of the authority to the interests of the residents within the authority's service area or jurisdiction
- Notice posted pursuant to the "Open Public Meetings Act" for each meeting of the Authority, setting forth the time, date, location and agenda of each meeting
- Beginning January 1, 2013, the approved minutes of each meeting of the Authority including all resolutions of the board and their committees; for at least three consecutive fiscal years
- The name, mailing address, electronic mail address and phone number of every person who exercises day-to-day supervision or management over some or all of the operations of the Authority
- A list of attorneys, advisors, consultants and any other person, firm, business, partnership, corporation or other organization which received any remuneration of \$17,500 or more during the preceding fiscal year for any service whatsoever rendered to the Authority.

It is hereby certified by the below authorized representative of the Authority that the Authority's website or webpage as identified above complies with the minimum statutory requirements of N.J.S.A. 40A:5A-17.1 as listed above. A check in each of the above boxes signifies compliance.


Name of Officer Certifying compliance

ERIC F.M. CHUBENKO

Title of Officer Certifying compliance

EXECUTIVE DIRECTOR

Signature



2016 AUTHORITY BUDGET RESOLUTION CARTERET REDEVELOPMENT AGENCY

(Name)

FISCAL YEAR: FROM: JAN. 1, 2016 TO: DEC. 31, 2016

WHEREAS, the Annual Budget and Capital Budget for the Carteret Redevelopment Agency for the fiscal year beginning, January 1, 2016 and ending, December 31, 2016 has been presented before the governing body of the Carteret Redevelopment Agency at its open public meeting of January 5, 2016; and

WHEREAS, the Annual Budget as introduced reflects Total Revenues of \$ 3,305,908.00, Total Appropriations, including any Accumulated Deficit if any, of \$ 3,305,908.00 and Total Unrestricted Net Position utilized of \$ 0.00; and

WHEREAS, the Capital Budget as introduced reflects Total Capital Appropriations of \$ 0.00 and Total Unrestricted Net Position planned to be utilized as funding thereof, of \$ 0.00; and

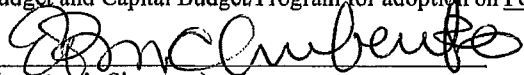
WHEREAS, the schedule of rates, fees and other charges in effect will produce sufficient revenues, together with all other anticipated revenues to satisfy all obligations to the holders of bonds of the Authority, to meet operating expenses, capital outlays, debt service requirements, and to provide for such reserves, all as may be required by law, regulation or terms of contracts and agreements; and

WHEREAS, the Capital Budget/Program, pursuant to N.J.A.C. 5:31-2, does not confer any authorization to raise or expend funds; rather it is a document to be used as part of the said Authority's planning and management objectives. Specific authorization to expend funds for the purposes described in this section of the budget, must be granted elsewhere; by bond resolution, by a project financing agreement, by resolution appropriating funds from the Renewal and Replacement Reserve or other means provided by law.

NOW, THEREFORE BE IT RESOLVED, by the governing body of the Carteret Redevelopment Agency, at an open public meeting held on January 5, 2016 that the Annual Budget, including all related schedules, and the Capital Budget/Program of the Carteret Redevelopment Agency for the fiscal year beginning, January 1, 2016 and ending, December 31, 2016 is hereby approved; and

BE IT FURTHER RESOLVED, that the anticipated revenues as reflected in the Annual Budget are of sufficient amount to meet all proposed expenditures/expenses and all covenants, terms and provisions as stipulated in the said Agency's outstanding debt obligations, capital lease arrangements, service contracts, and other pledged agreements; and

BE IT FURTHER RESOLVED, that the governing body of the Carteret Redevelopment Agency will consider the Annual Budget and Capital Budget/Program for adoption on February 2, 2016.


(Secretary's Signature)

January 5, 2016
(Date)

Governing Body Member:	Recorded Vote			
	Aye	Nay	Abstain	Absent
Chairman Neibert	X			
Vice Chairman Bohanek	X			
Commissioner Andrews	X			X
Commissioner Bellino				
Commissioner Singh	X			
Commissioner Fiore				X
Commissioner Kaskiw				X

2016 ADOPTION CERTIFICATION

Carteret Redevelopment Agency

(Name)

AUTHORITY BUDGET

FISCAL YEAR: FROM: Jan. 1, 2016 TO: Dec. 31, 2016

It is hereby certified that the Authority Budget and Capital Budget/Program annexed hereto is a true copy of the Budget adopted by the governing body of the Carteret Redevelopment Agency, pursuant to N.J.A.C. 5:31-2.3, on the 12 day of, September, 2017.

Officer's Signature:			
Name:	Eric F.M. Chubenko		
Title:	Executive Director		
Address:	61 Cooke Avenue, Carteret, NJ 07008		
Phone Number:	732.541.3800	Fax Number:	732.541.8925
E-mail address	carteretredevelopment@gmail.com		

2016 ADOPTED BUDGET RESOLUTION

Carteret Redevelopment Agency

(Name)

AUTHORITY

FISCAL YEAR: FROM: Jan.1, 2016 TO: Dec. 31, 2016

WHEREAS, the Annual Budget and Capital Budget/Program for the Carteret Redevelopment Agency for the fiscal year beginning January 1, 2016 and ending, December 31, 2016 has been presented for adoption before the governing body of the Carteret Redevelopment Agency at its open public meeting of September 12, 2017; and


WHEREAS, the Annual Budget and Capital Budget as presented for adoption reflects each item of revenue and appropriation in the same amount and title as set forth in the introduced and approved budget, including all amendments thereto, if any, which have been approved by the Director of the Division of Local Government Services; and

WHEREAS, the Annual Budget as presented for adoption reflects Total Revenues of \$ 3,305,908.00, Total Appropriations, including any Accumulated Deficit, if any, of \$ 3,305,908.00 and Total Unrestricted Net Position utilized of \$ 0.00; and

WHEREAS, the Capital Budget as presented for adoption reflects Total Capital Appropriations of \$ 0.00 and Total Unrestricted Net Position planned to be utilized of \$ 0.00; and

NOW, THEREFORE BE IT RESOLVED, by the governing body of Carteret Redevelopment Agency, at an open public meeting held on September 12, 2017 that the Annual Budget and Capital Budget/Program of the Carteret Redevelopment Agency for the fiscal year beginning, January 1, 2016 and, ending, December 31, 2016 is hereby adopted and shall constitute appropriations for the purposes stated; and

BE IT FURTHER RESOLVED, that the Annual Budget and Capital Budget/Program as presented for adoption reflects each item of revenue and appropriation in the same amount and title as set forth in the introduced and approved budget, including all amendments thereto, if any, which have been approved by the Director of the Division of Local Government Services.



(Secretary's Signature)

September 12, 2017

(Date)

Governing Body Member:	Recorded Vote			
	<u>Aye</u>	<u>Nay</u>	<u>Abstain</u>	<u>Absent</u>
Chairman Neibert	X			
Vice Chairman Bohanek	X			
Commissioner Andrews				X
Commissioner Bellino	X			
Commissioner Cherepski	X			
Commissioner Fiore				X
Commissioner Kaskiw	X			

2016 AUTHORITY BUDGET

Narrative and Information Section

2016 AUTHORITY BUDGET MESSAGE & ANALYSIS CARTERET REDEVELOPMENT AGENCY

(Name)

AUTHORITY BUDGET

FISCAL YEAR: FROM: JAN. 1, 2016 TO: DEC. 31, 2016

Answer all questions below. Attach additional pages and schedules as needed.

1. Complete a brief statement on the 2016 proposed Annual Budget and make comparison to the 2015 adopted budget for each operation. Explain any variances over +/-10% for each line item by operation. Explanations of variances should include a description of the reason for the increase/decrease in the budgeted line item, not just an indication of the amount and percent of the change. Attach any supporting documentation that will help to explain the reason for the increase/decrease in the budgeted line item. For example, if anticipated service charges have increased 15% due to an increase in rates, provide a copy of the resolution authorizing the rate increase. **The CY 2016 provide for the Agency's continued administrative operations, and no significant increases or decreases over the current adopted budget.**
2. Complete a brief statement on the impact the proposed Annual Budget will have on Anticipated Revenues, especially service charges and on the general purpose/component unit financial statements. Explain significant increases or decreases, if any. An increase or decrease is considered significant if it is over +/-10% from the current year adopted budget. **No significant increases or decreases in anticipated revenues over current adopted budget.**
3. Describe the state of the local/regional economy and how it may impact the proposed Annual Budget, including the planned Capital Budget/Program. N/A
4. Describe the reasons for utilizing Unrestricted Net Position in the proposed Annual Budget, i.e. rate stabilization, debt service reduction, to balance the budget, etc. If the Authority's budget anticipates a use of Unrestricted Net Position, this question must be answered. N/A
5. Identify any sources of funds transferred to the County/Municipality as a budget subsidy or a shared service and explain the reason for the transfer (i.e.: to balance the County/Municipality budget, etc.). N/A
6. The proposed budget must not reflect an anticipated deficit from 2015 operations. If there exists an accumulated deficit from prior years' budgets (and funding is included in the proposed budget as a result of a prior deficit) explain the funding plan to eliminate said deficit (N.J.S.A. 40A:5A-12). If the Authority has a net deficit reported in its most recent audit, it must provide a deficit reduction plan in response to this question. **The CY 2015 Report of Audit reflects a deficit - unrestricted net position in the amount of \$375,599, which consists of accrued interest payable and net pension liability. The deficit will be addressed as part of the Adopted CY 2016 Budget, which provides for the debt service requirements for CY 2016 thru the pilot programs and an annual service charges in place.**
7. Attach a schedule of the Authority's existing rate structure (connection fees, parking fees, service charges, etc.) and a schedule of the proposed rate structure for the upcoming fiscal year. Explain any proposed changes in the rate structure and attach the resolution approving the change in the rate structure, if applicable. N/A

8. Attach a copy of the Authority's most recent Annual Operating Data submission to the Municipal Securities Rulemaking Board's Electronic Municipal Marketplace Access (EMMA) under the Authority's Continuing Disclosure Agreements for any debt issuances outstanding. Examples of Annual Operating Data may include sewer and water billings; parking rents and collections; number of customers; number of available parking spaces; etc. See Local Finance Notice 2014-9 for more information.

AUTHORITY CONTACT INFORMATION 2016

Please complete the following information regarding this Authority. All information requested below must be completed.

Name of Authority:	CARTERET REDEVELOPMENT AGENCY		
Address:	61 COOKE AVENEUE		
City, State, Zip:	CARTERET	NJ	07008
Phone: (ext.)	732.541.3800	Fax:	732.541.8925

Preparer's Name:	ERIC F.M. CHUBENKO		
Preparer's Address:	61 COOKE AVENEUE		
City, State, Zip:	CARTERET	NJ	07008
Phone: (ext.)	732.541.3800	Fax:	732.541.8925
E-mail:	Carteretredevelopment@gmail.com		

Chief Executive Officer:	SAME AS ABOVE		
Phone: (ext.)		Fax:	
E-mail:			

Chief Financial Officer:	SAME AS ABOVE		
Phone: (ext.)		Fax:	
E-mail:			

Name of Auditor:	ANDREW G. HODILIK, CPA, RMA		
Name of Firm:	HODULIK & MORRISON, P.A.		
Address:	1102 RARITAN AVENUE		
City, State, Zip:	HIGHLAND PARK	NJ	08904
Phone: (ext.)	732.393.1000	Fax:	732.393.1196
E-mail:	agh@hm-pa.net		

AUTHORITY INFORMATIONAL QUESTIONNAIRE

CARTERET REDEVELOPMENT AGENCY

(Name)

FISCAL YEAR: FROM: JAN. 1, 2016 TO: DEC. 31, 2016

Answer all questions below completely and attach additional information as required.

- 1) Provide the number of individuals employed in calendar year 2014 as reported on the Authority's Form W-3, Transmittal of Wage and Tax Statements: 3
- 2) Provide the amount of total salaries and wages for calendar year 2014 as reported on the Authority's Form W-3, Transmittal of Wage and Tax Statements: \$40,345.38
- 3) Provide the number of regular voting members of the governing body: 7
- 4) Provide the number of alternate voting members of the governing body: 0
- 5) Did any person listed on Page N-4 have a family or business relationship with any other person listed on Page N-4 during the current fiscal year? No If "yes," attach a description of the relationship including the names of the individuals involved and their positions at the Authority.
- 6) Did all individuals that were required to file a Financial Disclosure Statement for the current fiscal year because of their relationship with the Authority file the form as required? Yes If "no," provide a list of those individuals who failed to file a Financial Disclosure Statement and an explanation as to the reason for their failure to file.
- 7) Does the Authority have any amounts receivable from current or former commissioners, officers, key employees or highest compensated employees? No If "yes," attach a list of those individuals, their position, the amount receivable, and a description of the amount due to the Authority.
- 8) Was the Authority a party to a business transaction with one of the following parties:
 - a. A current or former commissioner, officer, key employee, or highest compensated employee? No
 - b. A family member of a current or former commissioner, officer, key employee, or highest compensated employee? No
 - c. An entity of which a current or former commissioner, officer, key employee, or highest compensated employee (or family member thereof) was an officer or direct or indirect owner? No*If the answer to any of the above is "yes," attach a description of the transaction including the name of the commissioner, officer, key employee, or highest compensated employee (or family member thereof) of the Authority; the name of the entity and relationship to the individual or family member; the amount paid; and whether the transaction was subject to a competitive bid process.*
- 9) Did the Authority during the most recent fiscal year pay premiums, directly or indirectly, on a personal benefit contract? A personal benefit contract is generally any life insurance, annuity, or endowment contract that benefits, directly or indirectly, the transferor, a member of the transferor's family, or any other person designated by the transferor. No If "yes," attach a description of the arrangement, the premiums paid, and indicate the beneficiary of the contract.
- 10) Explain the Authority's process for determining compensation for all persons listed on Page N-4. Include whether the Authority's process includes any of the following: 1) review and approval by the commissioners or a committee thereof; 2) study or survey of compensation data for comparable positions in similarly sized entities; 3) annual or periodic performance evaluation; 4) independent compensation consultant; and/or 5) written employment contract. *Attach narrative.*
- 11) Did the Authority pay for meals or catering during the current fiscal year? No If "yes," attach a detailed list of all meals and/or catering invoices for the current fiscal year and provide an explanation for each expenditure listed.
- 12) Did the Authority pay for travel expenses for any employee or individual listed on Page N-4? No If "yes," attach a detailed list of all travel expenses for the current fiscal year and provide an explanation for each expenditure listed.

**AUTHORITY INFORMATIONAL QUESTIONNAIRE
(CONTINUED)**

CARTERET REDEVELOPMENT AGENCY

(Name)

FISCAL YEAR: FROM: JAN. 1, 2016 TO: DEC. 31, 2016

- 13) Did the Authority provide any of the following to or for a person listed on Page N-4 or any other employee of the Authority:
- a. First class or charter travel No
 - b. Travel for companions No
 - c. Tax indemnification and gross-up payments No
 - d. Discretionary spending account No
 - e. Housing allowance or residence for personal use No
 - f. Payments for business use of personal residence No
 - g. Vehicle/auto allowance or vehicle for personal use No
 - h. Health or social club dues or initiation fees No
 - i. Personal services (i.e.: maid, chauffeur, chef) No
- If the answer to any of the above is "yes," attach a description of the transaction including the name and position of the individual and the amount expended.*
- 14) Did the Authority follow a written policy regarding payment or reimbursement for expenses incurred by employees and/or commissioners during the course of Authority business and does that policy require substantiation of expenses through receipts or invoices prior to reimbursement? Yes *If "no," attach an explanation of the Authority's process for reimbursing employees and commissioners for expenses.*
- 15) Did the Authority make any payments to current or former commissioners or employees for severance or termination? No *If "yes," attach explanation including amount paid.*
- 16) Did the Authority make any payments to current or former commissioners or employees that were contingent upon the performance of the Authority or that were considered discretionary bonuses? No *If "yes," attach explanation including amount paid.*
- 17) Did the Authority comply with its Continuing Disclosure Agreements for all debt issuances outstanding by submitting its audited annual financial statements, annual operating data, and notice of material events to the Municipal Securities Rulemaking Board's Electronic Municipal Marketplace Access (EMMA) as required? Yes *If "no," attach a description of the Authority's plan to ensure compliance with its Continuing Disclosure Agreements in the future.*
- 18) Did the Authority receive any notices from the Department of Environmental Protection or any other entity regarding maintenance or repairs required to the Authority's systems to bring them into compliance with current regulations and standards that it has not yet taken action to remediate? No *If "yes," attach explanation as to why the Authority has not yet undertaken the required maintenance or repairs and describe the Authority's plan to address the conditions identified.*
- 19) Did the Authority receive any notices of fines or assessments from the Department of Environmental Protection or any other entity due to noncompliance with current regulations (i.e.: sewer overflow, etc.)? No *If "yes," attach a description of the event or condition that resulted in the fine or assessment and indicate the amount of the fine or assessment.*

**AUTHORITY SCHEDULE OF COMMISSIONERS, OFFICERS, KEY EMPLOYEES,
HIGHEST COMPENSATED EMPLOYEES AND INDEPENDENT CONTRACTORS
CARTERET REDEVELOPMENT AGENCY**

(Name)

FISCAL YEAR: FROM: JAN. 1, 2016 TO: DEC. 31, 2016

Complete the attached table for all persons required to be listed per #1-4 below.

- 1) List all of the Authority's current commissioners and officers and amount of compensation from the Authority and any other public entities as defined below. Enter zero if no compensation was paid.
- 2) List all of the Authority's key employees and highest compensated employees other than a commissioner or officer as defined below and amount of compensation from the Authority and any other public entities.
- 3) List all of the Authority's former officers, key employees and highest compensated employees who received more than \$100,000 in reportable compensation from the Authority and any other public entities during the most recent fiscal year completed.
- 4) List all of the Authority's former commissioners who received more than \$10,000 in reportable compensation from the Authority and any other public entities during the most recent fiscal year completed.

Commissioner: A member of the governing body of the authority with voting rights. Include alternates for purposes of this schedule.

Officer: A person elected or appointed to manage the authority's daily operations at any time during the year, such as the chairperson, vice-chairperson, secretary, or treasurer. For the purposes of this schedule, treat the authority's top management official and top financial official as officers. A member of the governing body may be both a commissioner and an officer for the purposes of this schedule.

Key employee: An employee or independent contractor of the authority (other than a commissioner or officer) who meets both of the following criteria:

- a) The individual received reportable compensation from the authority and all related entities in excess of \$150,000 for the most recent fiscal year completed; and
- b) The individual has responsibilities or influence over the authority as a whole or has power to control or determine 10% or more of the authority's capital expenditures or operating budget.

Highest compensated employee: One of the five highest compensated employees or independent contractors of the authority other than current commissioners, officers, or key employees whose aggregate reportable compensation from the authority and related entities is greater than \$100,000 for the most recent fiscal year completed.

Compensation: All forms of cash and non-cash payments or benefits provided in exchange for services, including salaries and wages, bonuses, severance payments, deferred payments, retirement benefits, fringe benefits, and other financial arrangements or transactions such as personal vehicles, meals, housing, personal and family education benefits, below-market loans, payment of personal or family travel, entertainment, and personal use of the Authority's property. Compensation includes payments and other benefits provided to both employees and independent contractors in exchange for services.

Reportable compensation: The aggregate compensation that is reported (or is required to be reported) on Form W-2, box 1 or 5, whichever amount is greater, and/or Form 1099-MISC, box 7, for the most recent calendar year ended 60 days before the start of the proposed budget year. For example, for fiscal years ending December 31, 2015, the calendar year 2013 W-2 and 1099 should be used (60 days prior to start of budget year is November 1, 2014, with 2013 being the most recent calendar year ended), and for fiscal years ending June 30, 2016, the calendar year 2014 W-2 and 1099 should be used (60 days prior to start of budget year is May 1, 2015, with 2014 being the most recent calendar year ended).

Other Public Entity: Any municipality, county, local authority, fire district, or other government unit, regardless of whether it is related in any way to the Authority either by function or by physical location.

Authority Schedule of Commissioners, Officers, Key Employees, Highest Compensated Employees and Independent Contractors (Continued)

CARTERET REDEVELOPMENT AGENCY
 For the Period January 1, 2016 to December 31, 2016

Name	Title	Average Hours per Week Dedicated to Position	Position			Reportable Compensation from Authority (W-2/ 1099)			Total Compensation from Authority	Names of Other Public Entities where Individual is an Employee or Member of the Governing Body	Average Hours per Week Dedicated to Positions at Other Public Entities Listed in Column O	Reportable Compensation from Other Public Entities (W-2/ 1099)	Estimated amount of other compensation from Other Public Entities (health benefits, pension, health benefits, etc.)	Total Compensation All Public Entities
			Commissioner	Officer	Key Employee	Highest Compensated Employee	Former	Base Salary/ Stipend						
1	Anthony Neibert	Chairman	10	x										165,000
2	Chester Bohanek Jr	Commissioner	5	x										74,000
3	Talisa Andrews	Commissioner	5	x										0
4	Vincent Bellino	Commissioner	5	x										7,758
5	Dennis Chereski	Commissioner	5	x										0
6	Christopher Fiore	Commissioner	5	x										21,141
7	Frank Kasikw	Commissioner	5	x										0
8	Eric FM Cubeniko	Executive Director	8		x				31,792					126,216
9	Eric FM Cubeniko	Continued												25,000
10														
11														
12														
13														
14														
15														
Total:									\$ 31,792	\$ -	\$ -	\$ -	\$ -	\$ 31,792
									\$ 480,477	\$ -	\$ 72,887	\$ -	\$ 585,156	

Enter the total number of employees/ independent contractors who received more than \$100,000 in total reportable compensation for the most recent fiscal year completed:

Schedule of Health Benefits - Detailed Cost Analysis

CARTERET REDEVELOPMENT AGENCY
 For the Period January 1, 2016 to December 31, 2016

NOT APPLICABLE

	# of Covered Members (Medical & Rx) Proposed Budget		Annual Cost Estimate per Employee Proposed Budget		Total Cost Estimate Proposed Budget	# of Covered Members (Medical & Rx) Current Year	Annual Cost per Employee Current Year		Total Current Year Cost	% Increase (Decrease)
	Budget	Proposed	Budget	Proposed			Current Year	Current Year		
Active Employees - Health Benefits - Annual Cost										
Single Coverage					\$ -				\$ -	#DIV/0!
Parent & Child					-				-	#DIV/0!
Employee & Spouse (or Partner)					-				-	#DIV/0!
Family					-				-	#DIV/0!
Employee Cost Sharing Contribution (enter as negative -)					0				0	#DIV/0!
Subtotal					-				-	#DIV/0!
Commissioners - Health Benefits - Annual Cost										
Single Coverage					-				-	#DIV/0!
Parent & Child					-				-	#DIV/0!
Employee & Spouse (or Partner)					-				-	#DIV/0!
Family					-				-	#DIV/0!
Employee Cost Sharing Contribution (enter as negative -)					0				0	#DIV/0!
Subtotal					-				-	#DIV/0!
Retirees - Health Benefits - Annual Cost										
Single Coverage					-				-	#DIV/0!
Parent & Child					-				-	#DIV/0!
Employee & Spouse (or Partner)					-				-	#DIV/0!
Family					-				-	#DIV/0!
Employee Cost Sharing Contribution (enter as negative -)					0				0	#DIV/0!
Subtotal					-				-	#DIV/0!
GRAND TOTAL					\$ -				\$ -	#DIV/0!

Is medical coverage provided by the SHBP (Yes or No)?
 Is prescription drug coverage provided by the SHBP (Yes or No)?

Schedule of Accumulated Liability for Compensated Absences

CARTERET REDEVELOPMENT AGENCY

For the Period January 1, 2016 to December 31, 2016

Complete the below table for the Authority's accrued liability for compensated absences.

Legal Basis for Benefit (check applicable items)

Individuals Eligible for Benefit	Gross Days of Accumulated Compensated Absences at beginning of Current Year	Dollar Value of Accrued Compensated Absence Liability	Approved Labor Agreement	Resolution	Individual Employment Agreement
N/A					
Total liability for accumulated compensated absences at beginning of current year		\$ -			

Schedule of Shared Service Agreements

For the Period **CARTERET REDEVELOPMENT AGENCY** January 1, 2016 to December 31, 2016

Enter the shared service agreements that the Authority currently engages in and identify the amount that is received/paid for those services.

Name of Entity Providing Service	Name of Entity Receiving Service	Type of Shared Service Provided	Comments (Enter more specifics if needed)	Agreement Effective Date	Agreement End Date	Amount to be Received by/ Paid from Authority
N/A						

2016 AUTHORITY BUDGET

Financial Schedules Section

2016 Budget Summary

CARTERET REDEVELOPMENT AGENCY
 January 1, 2016 to December 31, 2016

For the Period

	Proposed Budget					Total All Operations	Current Year Adopted Budget	\$ Increase (Decrease) Proposed vs. Current Year	% Increase (Decrease) Proposed vs. Current Year	
	MENT AGENCY	Operation #2	Operation #3	Operation #4	Operation #5					Operation #6
REVENUES										
Total Operating Revenues	\$ 59,290	\$ -	\$ -	\$ -	\$ -	\$ 59,290	\$ 61,240	\$ (1,950)	-3.2%	
Total Non-Operating Revenues	3,246,618	-	-	-	-	3,246,618	3,252,662	(6,044)	-0.2%	
Total Anticipated Revenues	3,305,908	-	-	-	-	3,305,908	3,313,902	(7,994)	-0.2%	
APPROPRIATIONS										
Total Administration	84,290	-	-	-	-	84,290	86,240	(1,950)	-2.3%	
Total Cost of Providing Services	-	-	-	-	-	-	-	-	#DIV/0!	
Total Principal Payments on Debt Service in Lieu of Depreciation	2,286,301	-	-	-	-	2,286,301	2,242,532	43,768	2.0%	
Total Operating Appropriations	2,370,591	-	-	-	-	2,370,591	2,328,772	41,818	1.8%	
Total Interest Payments on Debt	935,318	-	-	-	-	935,318	985,129	(49,812)	-5.1%	
Total Other Non-Operating Appropriations	935,318	-	-	-	-	935,318	985,129	(49,812)	-5.1%	
Accumulated Deficit	-	-	-	-	-	-	-	-	#DIV/0!	
Total Appropriations and Accumulated Deficit	3,305,908	-	-	-	-	3,305,908	3,313,902	(7,993)	-0.2%	
Less: Total Unrestricted Net Position Utilized	-	-	-	-	-	-	-	-	#DIV/0!	
Net Total Appropriations	3,305,908	-	-	-	-	3,305,908	3,313,902	(7,993)	-0.2%	
ANTICIPATED SURPLUS (DEFICIT)	\$ (0)	\$ -	\$ -	\$ -	\$ -	\$ (0)	\$ 0	\$ (1)	-350.0%	

2016 Revenue Schedule

CARTERET REDEVELOPMENT AGENCY

For the Period January 1, 2016 to December 31, 2016

	Proposed Budget						Current Year Adopted Budget	\$ Increase (Decrease) Proposed vs. Current Year	% Increase (Decrease) Proposed vs. Current Year
	REDEVELOP MENT AGENCY	Operation #2	Operation #3	Operation #4	Operation #5	Operation #6	Total All Operations	Total All Operations	All Operations
OPERATING REVENUES									
<i>Service Charges</i>									
Residential						\$ -	\$ -	\$ -	#DIV/0!
Business/Commercial						-	-	-	#DIV/0!
Industrial						-	-	-	#DIV/0!
Intergovernmental						-	-	-	#DIV/0!
Other						-	-	-	#DIV/0!
Total Service Charges						-	-	-	#DIV/0!
<i>Connection Fees</i>									
Residential						-	-	-	#DIV/0!
Business/Commercial						-	-	-	#DIV/0!
Industrial						-	-	-	#DIV/0!
Intergovernmental						-	-	-	#DIV/0!
Other						-	-	-	#DIV/0!
Total Connection Fees						-	-	-	#DIV/0!
<i>Parking Fees</i>									
Meters						-	-	-	#DIV/0!
Permits						-	-	-	#DIV/0!
Fines/Penalties						-	-	-	#DIV/0!
Other						-	-	-	#DIV/0!
Total Parking Fees						-	-	-	#DIV/0!
<i>Other Operating Revenues (List)</i>									
Rental Income	59,290					59,290	61,240	(1,950)	-3.2%
Other Revenue 2						-	-	-	#DIV/0!
Other Revenue 3						-	-	-	#DIV/0!
Other Revenue 4						-	-	-	#DIV/0!
Total Other Revenue	59,290					59,290	61,240	(1,950)	-3.2%
Total Operating Revenues	59,290					59,290	61,240	(1,950)	-3.2%
NON-OPERATING REVENUES									
<i>Grants & Entitlements (List)</i>									
Grant #1						-	-	-	#DIV/0!
Grant #2						-	-	-	#DIV/0!
Grant #3						-	-	-	#DIV/0!
Grant #4						-	-	-	#DIV/0!
Total Grants & Entitlements						-	-	-	#DIV/0!
<i>Local Subsidies & Donations (List)</i>									
Borough of Carteret	25,000					25,000	25,000	-	0.0%
Local Subsidy #2						-	-	-	#DIV/0!
Local Subsidy #3						-	-	-	#DIV/0!
Local Subsidy #4						-	-	-	#DIV/0!
Total Local Subsidies & Donations	25,000					25,000	25,000	-	0.0%
<i>Interest on Investments & Deposits</i>									
Investments						-	-	-	#DIV/0!
Security Deposits						-	-	-	#DIV/0!
Penalties						-	-	-	#DIV/0!
Other Investments						-	-	-	#DIV/0!
Total Interest						-	-	-	#DIV/0!
<i>Other Non-Operating Revenues (List)</i>									
Pilot Program Assignment	2,561,663					2,561,663	2,564,895	(3,233)	-0.1%
Annual service Charges Pledged	659,955					659,955	662,767	(2,812)	-0.4%
Other Non-Operating #3						-	-	-	#DIV/0!
Other Non-Operating #4						-	-	-	#DIV/0!
Other Non-Operating Revenues	3,221,618					3,221,618	3,227,662	(6,045)	-0.2%
Total Non-Operating Revenues	3,246,618					3,246,618	3,252,662	(6,045)	-0.2%
TOTAL ANTICIPATED REVENUES	\$ 3,305,908	\$ -	\$ -	\$ -	\$ -	\$ 3,305,908	\$ 3,313,902	\$ (7,995)	-0.2%

2015 Revenue Schedule

CARTERET REDEVELOPMENT AGENCY

For the Period January 1, 2016 to December 31, 2016

Current Year Adopted Budget

	REDEVELOP MENT AGENCY	Operation #2	Operation #3	Operation #4	Operation #5	Operation #6	Total All Operations
OPERATING REVENUES							
<i>Service Charges</i>							
Residential							\$ -
Business/Commercial							-
Industrial							-
Intergovernmental							-
Other							-
Total Service Charges							-
<i>Connection Fees</i>							
Residential							-
Business/Commercial							-
Industrial							-
Intergovernmental							-
Other							-
Total Connection Fees							-
<i>Parking Fees</i>							
Meters							-
Permits							-
Fines/Penalties							-
Other							-
Total Parking Fees							-
<i>Other Operating Revenues (List)</i>							
Rental Income	61,240						61,240
Other Revenue 2							-
Other Revenue 3							-
Other Revenue 4							-
Total Other Revenue	61,240						61,240
Total Operating Revenues	61,240						61,240
NON-OPERATING REVENUES							
<i>Grants & Entitlements (List)</i>							
Grant #1							-
Grant #2							-
Grant #3							-
Grant #4							-
Total Grants & Entitlements							-
<i>Local Subsidies & Donations (List)</i>							
Borough of Carteret	25,000						25,000
Local Subsidy #2							-
Local Subsidy #3							-
Local Subsidy #4							-
Total Local Subsidies & Donations	25,000						25,000
<i>Interest on Investments & Deposits</i>							
Investments							-
Security Deposits							-
Penalties							-
Other Investments							-
Total Interest							-
<i>Other Non-Operating Revenues (List)</i>							
Pilot Program Assignment	2,564,895						2,564,895
Annual service Charges Pledged	662,767						662,767
Other Non-Operating #3							-
Other Non-Operating #4							-
Total Non-Operating Revenues	3,227,662						3,227,662
Total Non-Operating Revenues	3,252,662						3,252,662
TOTAL ANTICIPATED REVENUES	\$ 3,313,902	\$ -	\$ -	\$ -	\$ -	\$ -	\$ 3,313,902

2016 Appropriations Schedule

CARTERET REDEVELOPMENT AGENCY

For the Period January 1, 2016 to December 31, 2016

	Proposed Budget						Current Year Adopted Budget	\$ Increase (Decrease) Proposed vs. Current Year	% Increase (Decrease) Proposed vs. Current Year	
	REDEVELOPM ENT AGENCY	Operation #2	Operation #3	Operation #4	Operation #5	Operation #6	Total All Operations	Total All Operations	All Operations	
OPERATING APPROPRIATIONS										
<i>Administration - Personnel</i>										
Salary & Wages	\$ 41,165						\$ 41,165	\$ 43,300	\$ (2,135)	-4.9%
Fringe Benefits	8,385						8,385	9,200	(815)	-8.9%
Total Administration - Personnel	49,550						49,550	52,500	(2,950)	-5.6%
<i>Administration - Other (List)</i>										
Professional Services	16,000						16,000	15,000	1,000	6.7%
Insurance Costs	4,900						4,900	4,900	-	0.0%
Training & Seminars	3,500						3,500	3,500	-	0.0%
Office Supplies & Materials/Advertising	6,650						6,650	6,650	-	0.0%
Miscellaneous Administration*	3,690						3,690	3,690	-	0.0%
Total Administration - Other	34,740						34,740	33,740	1,000	3.0%
Total Administration	84,290						84,290	86,240	(1,950)	-2.3%
<i>Cost of Providing Services - Personnel</i>										
Salary & Wages							-	-	-	#DIV/0!
Fringe Benefits							-	-	-	#DIV/0!
Total COPS - Personnel							-	-	-	#DIV/0!
<i>Cost of Providing Services - Other (List)</i>										
Other COPS Expense #1							-	-	-	#DIV/0!
Other COPS Expense #2							-	-	-	#DIV/0!
Other COPS Expense #3							-	-	-	#DIV/0!
Other COPS Expense #4							-	-	-	#DIV/0!
Miscellaneous COPS*							-	-	-	#DIV/0!
Total COPS - Other							-	-	-	#DIV/0!
Total Cost of Providing Services							-	-	-	#DIV/0!
Total Principal Payments on Debt Service In Lieu of Depreciation	2,286,301						2,286,301	2,242,532	43,768	2.0%
Total Operating Appropriations	2,370,591						2,370,591	2,328,772	41,818	1.8%
NON-OPERATING APPROPRIATIONS										
Total Interest Payments on Debt	935,318						935,318	985,129	(49,812)	-5.1%
Operations & Maintenance Reserve							-	-	-	#DIV/0!
Renewal & Replacement Reserve							-	-	-	#DIV/0!
Municipality/County Appropriation							-	-	-	#DIV/0!
Other Reserves							-	-	-	#DIV/0!
Total Non-Operating Appropriations	935,318						935,318	985,129	(49,812)	-5.1%
TOTAL APPROPRIATIONS	3,305,908						3,305,908	3,313,902	(7,993)	-0.2%
ACCUMULATED DEFICIT										
TOTAL APPROPRIATIONS & ACCUMULATED DEFICIT	3,305,908						3,305,908	3,313,902	(7,993)	-0.2%
UNRESTRICTED NET POSITION UTILIZED										
Municipality/County Appropriation							-	-	-	#DIV/0!
Other							-	-	-	#DIV/0!
Total Unrestricted Net Position Utilized							-	-	-	#DIV/0!
TOTAL NET APPROPRIATIONS	\$ 3,305,908	\$ -	\$ -	\$ -	\$ -	\$ -	\$ 3,305,908	\$ 3,313,902	\$ (7,993)	-0.2%

* Miscellaneous line items may not exceed 5% of total operating appropriations shown below. If amount in miscellaneous is greater than the amount shown below, then the line item must be itemized above.

5% of Total Operating Appropriations \$ 118,529.54 \$ - \$ - \$ - \$ - \$ - \$ 118,529.54

2015 Appropriations Schedule

CARTERET REDEVELOPMENT AGENCY

For the Period January 1, 2016 to December 31, 2016

Current Year Adopted Budget

	REDEVELOPM ENT AGENCY	Operation #2	Operation #3	Operation #4	Operation #5	Operation #6	Total All Operations
OPERATING APPROPRIATIONS							
<i>Administration - Personnel</i>							
Salary & Wages	\$ 43,300						\$ 43,300
Fringe Benefits	9,200						9,200
Total Administration - Personnel	52,500	-	-	-	-	-	52,500
<i>Administration - Other (List)</i>							
Professional Services	15,000						15,000
Insurance Costs	4,900						4,900
Training & Seminars	3,500						3,500
Office Supplies & Materials/Advertising	6,650						6,650
Miscellaneous Administration*	3,690						3,690
Total Administration - Other	33,740	-	-	-	-	-	33,740
Total Administration	86,240	-	-	-	-	-	86,240
<i>Cost of Providing Services - Personnel</i>							
Salary & Wages							-
Fringe Benefits							-
Total COPS - Personnel	-	-	-	-	-	-	-
<i>Cost of Providing Services - Other (List)</i>							
Other COPS Expense #1							-
Other COPS Expense #2							-
Other COPS Expense #3							-
Other COPS Expense #4							-
Miscellaneous COPS*							-
Total COPS - Other	-	-	-	-	-	-	-
Total Cost of Providing Services	-	-	-	-	-	-	-
Total Principal Payments on Debt Service in Lieu of Depreciation	2,242,532	-	-	-	-	-	2,242,532
Total Operating Appropriations	2,328,772	-	-	-	-	-	2,328,772
NON-OPERATING APPROPRIATIONS							
Total Interest Payments on Debt	985,129	-	-	-	-	-	985,129
Operations & Maintenance Reserve							-
Renewal & Replacement Reserve							-
Municipality/County Appropriation							-
Other Reserves							-
Total Non-Operating Appropriations	985,129	-	-	-	-	-	985,129
TOTAL APPROPRIATIONS	3,313,902	-	-	-	-	-	3,313,902
ACCUMULATED DEFICIT							-
TOTAL APPROPRIATIONS & ACCUMULATED DEFICIT	3,313,902	-	-	-	-	-	3,313,902
UNRESTRICTED NET POSITION UTILIZED							
Municipality/County Appropriation							-
Other							-
Total Unrestricted Net Position Utilized	-	-	-	-	-	-	-
TOTAL NET APPROPRIATIONS	\$ 3,313,902	\$ -	\$ -	\$ -	\$ -	\$ -	\$ 3,313,902

* Miscellaneous line items may not exceed 5% of total operating appropriations shown below. If amount in miscellaneous is greater than the amount shown below, then the line item must be itemized above.

5% of Total Operating Appropriations \$ 116,438.62 \$ - \$ - \$ - \$ - \$ - \$ - #####

5 Year Debt Service Schedule - Principal

CARTERET REDEVELOPMENT AGENCY

	Fiscal Year Beginning in					Total Principal Outstanding		
	2015 Current Year (2014)	2016 2015	2017 2016	2018 2017	2019 2018		2020 2019	2021 2020
REDEVELOPMENT AGENCY								
Revenue Bonds, Series 2008A	\$ 40,000	40,000	40,000	45,000	45,000	50,000	1,390,000	\$ 1,650,000
Revenue Bonds, Series 2012C	105,000	105,000	110,000	115,000	120,000	125,000	3,735,000	4,420,000
Revenue Bonds, Series 2014/Proj. Notes	180,000	180,000	185,000	190,000	100,000	100,000	1,160,000	2,100,000
NUIT Trust Loan, 2006B	1,917,532	1,961,301	2,011,763	2,060,685	2,106,670	2,203,395	13,764,648	26,260,009
Total Principal	2,242,532	2,286,301	2,346,763	2,395,685	2,456,670	2,478,395	20,049,648	34,430,009
Operation #2								
Debt Issuance #1								
Debt Issuance #2								
Debt Issuance #3								
Debt Issuance #4								
Total Principal								
Operation #3								
Debt Issuance #1								
Debt Issuance #2								
Debt Issuance #3								
Debt Issuance #4								
Total Principal								
Operation #4								
Debt Issuance #1								
Debt Issuance #2								
Debt Issuance #3								
Debt Issuance #4								
Total Principal								
Operation #5								
Debt Issuance #1								
Debt Issuance #2								
Debt Issuance #3								
Debt Issuance #4								
Total Principal								
Operation #6								
Debt Issuance #1								
Debt Issuance #2								
Debt Issuance #3								
Debt Issuance #4								
Total Principal								
TOTAL PRINCIPAL ALL OPERATIONS	\$ 2,242,532	\$ 2,286,301	\$ 2,346,763	\$ 2,395,685	\$ 2,456,670	\$ 2,478,395	\$ 20,049,648	\$ 34,430,009

Indicate the Authority's most recent bond rating and the year of the rating by ratings service.

Moody's	Standard & Poors
A1	
Year of Last Rating	2014

5 Year Debt Service Schedule - Interest

CARTERET REDEVELOPMENT AGENCY

Fiscal Year Beginning in

	2015 Current Year (2014)	2016 2015	2017 2016	2018 2017	2019 2018	2020 2019	2021 2020	Thereafter	Total Interest Payments Outstanding
REDEVELOPMENT AGENCY									
Revenue Bonds, Series 2008A	\$ 81,838	\$ 80,138	\$ 78,438	\$ 76,738	\$ 75,038	\$ 72,900	\$ 70,763	\$ 794,056	\$ 1,248,069
Revenue Bonds, Series 2012C	190,144	188,469	186,485	184,077	180,227	176,202	172,002	2,149,631	3,237,093
Revenue Bonds, Series 2014/Proj. Notes	65,785	66,349	64,325	61,121	56,476	50,945	47,608	279,564	626,388
NJ EIT Trust & Fund Loans, 2006B	647,363	600,363	551,113	499,363	455,963	410,763	363,763	1,611,168	4,492,494
Total Interest Payments	985,129	935,318	880,360	821,298	767,703	710,810	654,136	4,834,419	9,604,044
Operation #2									
Debt Issuance #1									
Debt Issuance #2									
Debt Issuance #3									
Debt Issuance #4									
Total Interest Payments									
Operation #3									
Debt Issuance #1									
Debt Issuance #2									
Debt Issuance #3									
Debt Issuance #4									
Total Interest Payments									
Operation #4									
Debt Issuance #1									
Debt Issuance #2									
Debt Issuance #3									
Debt Issuance #4									
Total Interest Payments									
Operation #5									
Debt Issuance #1									
Debt Issuance #2									
Debt Issuance #3									
Debt Issuance #4									
Total Interest Payments									
Operation #6									
Debt Issuance #1									
Debt Issuance #2									
Debt Issuance #3									
Debt Issuance #4									
Total Interest Payments									
TOTAL INTEREST ALL OPERATIONS	\$ 985,129	\$ 935,318	\$ 880,360	\$ 821,298	\$ 767,703	\$ 710,810	\$ 654,136	\$ 4,834,419	\$ 9,604,044

2016 Net Position Reconciliation

CARTERET REDEVELOPMENT AGENCY

For the Period January 1, 2016 to December 31, 2016

Proposed Budget

REDEVELOPMENT AGENCY	Operation #2	Operation #3	Operation #4	Operation #5	Operation #6	Total All Operations
\$ 1,927,332	-	-	-	-	-	\$ 1,927,332
1,800,982	-	-	-	-	-	1,800,982
484,029	-	-	-	-	-	484,029
(357,679)	-	-	-	-	-	(357,679)
381,047	-	-	-	-	-	381,047

TOTAL NET POSITION BEGINNING OF CURRENT YEAR (1)

- Less: Invested in Capital Assets, Net of Related Debt (1)
- Less: Restricted for Debt Service Reserve (1)
- Less: Other Restricted Net Position (1)
- Total Unrestricted Net Position (1)
- Less: Designated for Non-Operating Improvements & Repairs
- Less: Designated for Rate Stabilization
- Less: Other Designated by Resolution
- Plus: Accrued Unfunded Pension Liability (1)
- Plus: Accrued Unfunded Other Post-Employment Benefit Liability (1)
- Plus: Estimated Income (Loss) on Current Year Operations (2)
- Plus: Other Adjustments (attach schedule)

UNRESTRICTED NET POSITION AVAILABLE FOR USE IN PROPOSED BUDGET

- Unrestricted Net Position Utilized to Balance Proposed Budget
- Unrestricted Net Position Utilized in Proposed Capital Budget
- Appropriation to Municipality/County (3)
- Total Unrestricted Net Position Utilized in Proposed Budget

PROJECTED UNRESTRICTED UNDESIGNATED NET POSITION AT END OF YEAR (4)

\$ 23,368	\$ -	\$ -	\$ -	\$ -	\$ -	\$ 23,368
-----------	------	------	------	------	------	-----------

(1) Total of all operations for this line item must agree to audited financial statements.

(2) Include budgeted and unbudgeted use of unrestricted net position in the current year's operations.

(3) Amount may not exceed 5% of total operating appropriations. See calculation below.

(4) Maximum Allowable Appropriation to Municipality/County \$ 116,439 \$ - \$ - \$ - \$ - \$ - \$ 116,439
 if Authority is projecting a deficit for any operation at the end of the budget period, the Authority must attach a statement explaining its plan to reduce the deficit, including the timeline for elimination of the deficit, if not already detailed in the budget narrative section.

2016

CARTERET REDEVELOPMENT AGENCY

AUTHORITY

CAPITAL

BUDGET/
PROGRAM

PROGRAM

**2016 CERTIFICATION OF AUTHORITY CAPITAL
BUDGET/PROGRAM**

CARTERET REDEVELOPMENT AGENCY

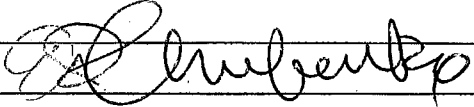
(Name)

FISCAL YEAR: FROM: JAN. 1, 2016 TO: DEC. 31, 2016

It is hereby certified that the Authority Capital Budget/Program annexed hereto is a true copy of the Capital Budget/Program approved, pursuant to N.J.A.C. 5:31-2.2, along with the Annual Budget, by the governing body of the _____ Authority, on the _____ day of _____.

OR

It is hereby certified that the governing body of the Carteret Redevelopment Agency have elected **NOT** to adopt a Capital Budget /Program for the aforesaid fiscal year, pursuant to N.J.A.C. 5:31-2.2 for the following reason(s): **The CY 2016 budget continues the Agency's redevelopment plans.**

Officer's Signature:			
Name:	ERIC F.M. CHUBENKO		
Title:	EXECUTIVE DIRECTOR		
Address:	61 COOKE AVENUE CARTERET, NJ 07008		
Phone Number:	732.541.3800	Fax Number:	732.541.8925
E-mail address	carteretredevelopment@gmail.com		

2016 CAPITAL BUDGET/PROGRAM MESSAGE

Carteret Redevelopment Agency

(Name)

FISCAL YEAR: FROM: JAN. 1, 2016 TO: DEC. 31, 2016

1. Has each municipality or county affected by the actions of the authority participated in the development of the capital plan and reviewed or approved the plans or projects included within the Capital Budget/Program?
2. Has each capital project/project financing been developed from a specific capital improvement plan or report; does it include full lifecycle costs; and is it consistent with appropriate elements of Master Plans or other plans in the jurisdiction(s) served by the authority?
3. Has a long-term (10-20 years) infrastructure needs assessment or other capital plan with a horizon beyond six years been prepared?
4. Describe the projected impact of the proposed capital projects, including impact on the schedule of rates, fees, and service charges and the impact on current and future year's schedules.
5. Please indicate which capital projects/project financings are being undertaken in the Metropolitan or Suburban Planning Areas as defined in the State Development and Redevelopment Plan.
6. Please indicate which capital projects/project financings are being undertaken within the boundary of a State Planning Commission-designated Center and/or Endorsed Plan and if the project was included in the Plan Implementation Agenda for that Center/Endorsed Plan.

Add additional sheets if necessary.

2016 Proposed Capital Budget

0

CARTERET REDEVELOPMENT AGENCY

For the Period January 1, 2016 to December 31, 2016

NOT APPLICABLE

Funding Sources

	Estimated Total Cost	Unrestricted Net Position Utilized	Renewal & Replacement Reserve	Debt Authorization	Capital Grants	Other Sources
REDEVELOPMENT AGENCY						
Project A Description	\$ -					
Project B Description	-					
Project C Description	-					
Project D Description	-					
Total	-	-	-	-	-	-
Operation #2						
Project A Description	-					
Project B Description	-					
Project C Description	-					
Project D Description	-					
Total	-	-	-	-	-	-
Operation #3						
Project A Description	-					
Project B Description	-					
Project C Description	-					
Project D Description	-					
Total	-	-	-	-	-	-
Operation #4						
Project A Description	-					
Project B Description	-					
Project C Description	-					
Project D Description	-					
Total	-	-	-	-	-	-
Operation #5						
Project A Description	-					
Project B Description	-					
Project C Description	-					
Project D Description	-					
Total	-	-	-	-	-	-
Operation #6						
Project A Description	-					
Project B Description	-					
Project C Description	-					
Project D Description	-					
Total	-	-	-	-	-	-
TOTAL PROPOSED CAPITAL BUDGET	\$ -	\$ -	\$ -	\$ -	\$ -	\$ -

Enter brief description of up to four projects for each operation above. For operations with more than four budgeted projects, please attach additional schedules. Input total amount of all projects for the operation on single line and enter "See Attached Schedule" instead of project description.

5 Year Capital Improvement Plan

NOT APPLICABLE

CARTERET REDEVELOPMENT AGENCY

For the Period

January 1, 2016

to

December 31, 2016

	Estimated Total Cost	Fiscal Year Beginning in				
		Current Year Proposed Budget	2016	2017	2018	2019
REDEVELOPMENT AGENCY						
Project A Description	\$ -	\$ -				
Project B Description	-	-				
Project C Description	-	-				
Project D Description	-	-				
Total	-	-	-	-	-	-
Operation #2						
Project A Description	-	-				
Project B Description	-	-				
Project C Description	-	-				
Project D Description	-	-				
Total	-	-	-	-	-	-
Operation #3						
Project A Description	-	-				
Project B Description	-	-				
Project C Description	-	-				
Project D Description	-	-				
Total	-	-	-	-	-	-
Operation #4						
Project A Description	-	-				
Project B Description	-	-				
Project C Description	-	-				
Project D Description	-	-				
Total	-	-	-	-	-	-
Operation #5						
Project A Description	-	-				
Project B Description	-	-				
Project C Description	-	-				
Project D Description	-	-				
Total	-	-	-	-	-	-
Operation #6						
Project A Description	-	-				
Project B Description	-	-				
Project C Description	-	-				
Project D Description	-	-				
Total	-	-	-	-	-	-
TOTAL	\$ -	\$ -	\$ -	\$ -	\$ -	\$ -

Project descriptions entered on Page CB-3 will carry forward to Pages CB-4 and CB-5. No need to re-enter project descriptions above.

5 Year Capital Improvement Plan Funding Sources

NOT APPLICABLE

CARTERET REDEVELOPMENT AGENCY

For the Period January 1, 2016 to December 31, 2016

	Estimated Total Cost	Funding Sources				
		Unrestricted Net Position Utilized	Renewal & Replacement Reserve	Debt Authorization	Capital Grants	Other Sources
REDEVELOPMENT AGENCY						
Project A Description	\$ -					
Project B Description	-					
Project C Description	-					
Project D Description	-					
Total	-	-	-	-	-	-
Operation #2						
Project A Description	-					
Project B Description	-					
Project C Description	-					
Project D Description	-					
Total	-	-	-	-	-	-
Operation #3						
Project A Description	-					
Project B Description	-					
Project C Description	-					
Project D Description	-					
Total	-	-	-	-	-	-
Operation #4						
Project A Description	-					
Project B Description	-					
Project C Description	-					
Project D Description	-					
Total	-	-	-	-	-	-
Operation #5						
Project A Description	-					
Project B Description	-					
Project C Description	-					
Project D Description	-					
Total	-	-	-	-	-	-
Operation #6						
Project A Description	-					
Project B Description	-					
Project C Description	-					
Project D Description	-					
Total	-	-	-	-	-	-
TOTAL	\$ -	\$ -	\$ -	\$ -	\$ -	\$ -
Total 5 Year Plan per CB-4	\$ -					
Balance check		- If amount is other than zero, verify that projects listed above match projects listed on CB-4.				

Project descriptions entered on Page CB-3 will carry forward to Pages CB-4 and CB-5. No need to re-enter project descriptions above.

**CARTERET REDEVELOPMENT AGENCY
RESOLUTION #16-1
LATE SUBMISSION OF FY2016 AGENCY BUDGET**

WHEREAS, the Carteret Redevelopment Agency is authorizing the initial submission of its Agency Budget at the January 5, 2016 Board of Commissioners Meeting, and;

WHEREAS, the Agency needs to adopt a late budget resolution due to the fact that the Agency needed additional time to prepare the submission with the new budget format that has required a great amount of information and thus had not introduced its Agency Budget by November 2, 2015;

NOW THEREFORE BE IT RESOLVED, that the Board of Commissioners of the Redevelopment Agency authorizes the FY2016 late budget submission.

**Carteret Redevelopment Agency
Certification**

Recorded Vote	Yes	No	Absent	Abst
Anthony Neibert	X			
Chester A. Bohanek, Jr.	X			
Talisa Andrews	X			
Vincent Bellino			X	
Christopher Fiore			X	
Frank Kaskiw			X	
Hardyal Singh	X			

This is to certify that the foregoing is a true copy of a resolution passed by the governing body at a meeting of the Carteret Redevelopment Agency held on January 5, 2016.


Eric F.M. Chubenko
Executive Director